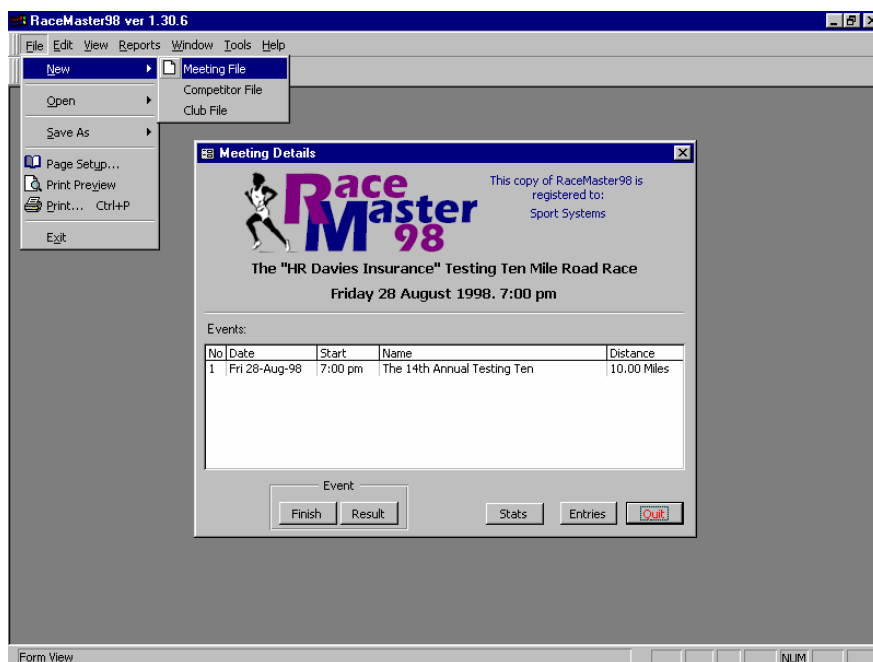


How to...

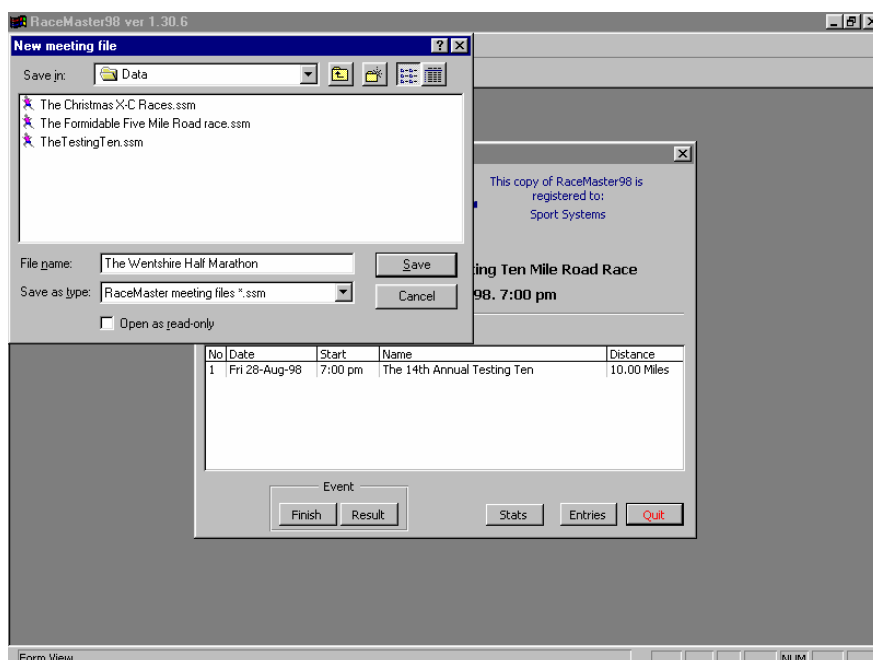
Set up a meeting with Multiple Races

Before attempting to set up a meeting with multiple races it is recommended that you read and follow the tutorial for setting up a meeting with a single race, as there are so many similarities. The description that follows highlights the key difference.

Firstly, create a "New Meeting".



Now use a meaningful file name...



Complete the meeting details as shown below.

The screenshot shows the 'Meeting Options' dialog box with the 'Details' section expanded. The 'Data File' is 'C:\Program Files\SportSystems\RaceMaster98\Data\The Christ'. 'Created by' is 'Sport Systems'. 'Name' is 'The "DRB Industries" Cross-Country Races'. 'Date' is 'Sunday 13 December 1998' and 'Time' is '12:00 am'. 'Qualification Date' is 'Sunday 13 December 1998'. The 'Type' dropdown menu is open, showing 'Multiple event meeting' selected. Below it, 'New Entry' is set to 'Multiple event meeting'. The 'Report bottom line text' field is empty. Buttons at the bottom include 'Delete', 'Edit', 'Add', 'Categories...', 'Save', and 'Cancel'.

In the “Type” field, click on the drop-down box and select “Multiple event meeting”.

The screenshot shows the 'Meeting Options' dialog box with the 'Details' section expanded. The 'Data File' is 'C:\Program Files\SportSystems\RaceMaster98\Data\The Christ'. 'Created by' is 'Sport Systems'. 'Name' is 'The "DRB Industries" Cross-Country Races'. 'Date' is 'Sunday 13 December 1998' and 'Time' is '12:00 am'. 'Qualification Date' is 'Sunday 13 December 1998'. The 'Type' dropdown menu is set to 'Multiple event meeting'. The 'New Entry' dropdown menu is open, showing 'Allowed in one event only' selected. Below it, 'Allowed in selected events' and 'Automatically entered in all events' are visible. The 'Report bottom line text' field is empty. Buttons at the bottom include 'Delete', 'Edit', 'Add', 'Categories...', 'Save', and 'Cancel'.

In the “New Entry” field, click on the drop-down box and select one of the three choices as appropriate. By way of explanation, the first option “Allow in one event only” means that you can allocate each competitor to one and only one of the events that you will define later. The second option, “Allow in selected events” means that you can allocate each competitor to one or more selected events (i.e. the fun run and the Senior Men's Race). Finally, the “Automatically entered in all events” options allows you to enter the competitor in every race that you define. This would be used for example, if your meeting contained 5 & 10 Mile races which both started at the same time and competitors could choose which one they competed in as they raced.

Now complete the meeting details form including the “Categories” as shown in the “How to...Set up a meeting with a Single Race”.

Now you can define every event within the meeting as shown below then click on the "Close" button.

Event Details

— Events —

1	Fun Run
2	Junior Men's X-C Race
3	Junior Ladies Race
4	Senior and Vet Ladies Race
5	Senior and Vet Men's Race

— Definition —

Number: Name:

Date: Time:

Type: Event:

Distance: units used to display distance

Result Confirmed:

The Meeting Details screen will now be displayed (see below).

Meeting Details

RaceMaster 98 This copy of RaceMaster98 is registered to: Sport Systems

The "DRB Industries" Cross-Country Races
Sunday 13 December 1998. 12:00 am

Events:

No	Date	Start	Name	Distance
1	Sun 13-Dec-98	12:00 am	Fun Run	2.00 Miles
2	Sun 13-Dec-98	12:30 am	Junior Men's X-C Race	3500 metres
3	Sun 13-Dec-98	12:00 am	Junior Ladies Race	3500 metres
4	Sun 13-Dec-98	1:30 pm	Senior and Vet Ladies Race	8.00 Km
5	Sun 13-Dec-98	2:00 pm	Senior and Vet Men's Race	10.00 Km

Event

You can now start to input the entries that you have already received and allocate each competitor to the race they have chosen. Remember, you selected to "Allow in one event (race) only" in the Meeting Options screen.

Entries

Surname: Ross Reg.No:

First Name: Tessa Team: Woking AC

Category: Address: Phone...: Notes:

Date of Birth: 4 April 1961

Female?: Standard Category: F35

Race Category:

Club: (select abbreviation or name)

Wok

Woking AC

Entered on: 14 September 1998

Enter race number to locate entrant

Events Entered

Fun Run

Junior Men's X-C Race

Junior Ladies Race

Senior and Vet Ladies Race

Options

Expected Time (HMMSS):

No Mail Race Number **237**

Navigation:


View:

Entry:

As you enter each competitor details, select the race from the "Events Entered" list by clicking on the appropriate race.

When you have entered all the competitor details, you can now select each event (race) to record the "Finish" positions / times and view "Results" by clicking on the appropriate event (race) as shown below.

Meeting Details

 This copy of RaceMaster98 is registered to: Sport Systems

The "DRB Industries" Cross-Country Races

Sunday 13 December 1998. 12:00 am

Events:

No	Date	Start	Name	Distance
1	Sun 13-Dec-98	12:00 am	Fun Run	2.00 Miles
2	Sun 13-Dec-98	12:30 am	Junior Men's X-C Race	3500 metres
3	Sun 13-Dec-98	12:00 am	Junior Ladies Race	3500 metres
4	Sun 13-Dec-98	1:30 pm	Senior and Vet Ladies Race	8.00 Km
5	Sun 13-Dec-98	2:00 pm	Senior and Vet Men's Race	10.00 Km

Event: